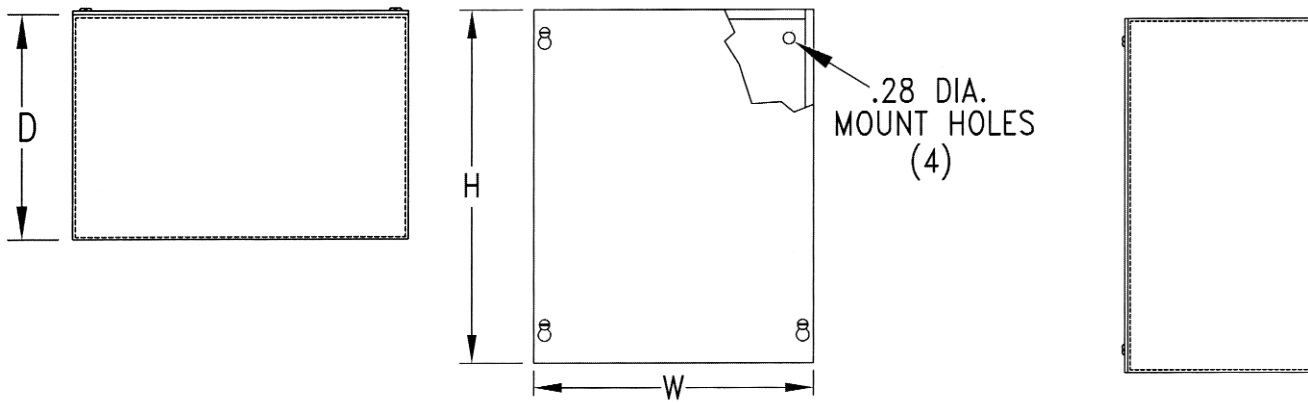


TYPE 1 SCREW COVER BOXES



Enclosure Size HxWxD	Catalog Number	Weight	List Price
4x4x4	C-444SC	2	\$7.30
6x4x4	C-644SC	2	\$7.64
6x6x4	C-664SC	3	\$8.31
8x6x4	C-864SC	4	\$9.74
8x8x4	C-884SC	5	\$11.75
10x6x4	C-1064SC	5	\$10.68
10x8x4	C-1084SC	5	\$14.12
10x10x4	C-10104SC	7	\$16.14
12x6x4	C-1264SC	6	\$12.82
12x8x4	C-1284SC	6	\$16.69
12x10x4	C-12104SC	7	\$19.35
12x12x4	C-12124SC	9	\$19.58
18x12x4	C-18124SC	13	\$27.89
18x15x4	C-18154SC	16	\$33.15
18x18x4	C-18184SC	17	\$42.25
24x12x4	C-24124SC	15	\$39.16
24x18x4	C-24184SC	23	\$71.79
24x24x4	C-24244SC	35	\$77.94
30x24x4	C-30244SC	43	\$104.66
36x24x4	C-36244SC	51	\$125.08
6x6x6	C-666SC	4	\$10.56
8x6x6	C-866SC	5	\$15.90
8x8x6	C-886SC	6	\$14.65
10x8x6	C-1086SC	7	\$16.62
10x10x6	C-10106SC	9	\$18.87
12x8x6	C-1286SC	9	\$21.71
12x10x6	C-12106SC	10	\$24.09
12x12x6	C-12126SC	11	\$24.21
15x15x6	C-15156SC	16	\$32.52
18x12x6	C-18126SC	16	\$32.52
18x15x6	C-18156SC	17	\$35.61
18x18x6	C-18186SC	20	\$43.43
24x12x6	C-24126SC	21	\$52.21
24x18x6	C-24186SC	26	\$66.45
24x24x6	C-24246SC	39	\$84.03

TYPE 1 SCREW COVER BOXES

Enclosure Size HxWxD	Catalog Number	Weight	List Price
30x24x6	C-30246SC	48	\$103.84
30x30x6	C-30306SC	67	\$178.90
36x24x6	C-36246SC	56	\$134.57
36x30x6	C-36306SC	94	\$225.81
36x36x6	C-36366SC	110	\$241.49
48x24x6	C-48246SC	101	\$175.39
48x36x6	C-48366SC	128	\$279.47
48x48x6	C-48486SC	195	\$448.50
8x8x8	C-888SC	7	\$19.06
10x10x8	C-10108SC	10	\$25.08
12x12x8	C-12128SC	12	\$29.98
18x12x8	C-18128SC	17	\$48.78
18x15x8	C-18158SC	20	\$54.24
18x18x8	C-18188SC	23	\$56.62
24x12x8	C-24128SC	23	\$61.68
24x18x8	C-24188SC	29	\$70.82
24x24x8	C-24248SC	42	\$104.28
30x24x8	C-30248SC	51	\$124.30
30x30x8	C-30308SC	62	\$202.58
36x24x8	C-36248SC	60	\$151.16
36x30x8	C-36308SC	102	\$260.42
36x36x8	C-36368SC	119	\$290.90
48x24x8	C-48248SC	110	\$192.42
48x36x8	C-48368SC	159	\$340.00
48x48x8	C-48488SC	199	\$457.70
12x12x10	C-121210SC	14	\$36.02
18x12x10	C-181210SC	19	\$50.50
18x18x10	C-181810SC	25	\$67.30
24x18x10	C-241810SC	31	\$86.22
24x24x10	C-242410SC	48	\$120.00
30x24x10	C-302410SC	56	\$138.02
30x30x10	C-303010SC	69	\$223.28
36x24x10	C-362410SC	67	\$175.52
36x30x10	C-363010SC	111	\$282.06
36x36x10	C-363610SC	128	\$316.60
48x36x10	C-483610SC	171	\$362.30
48x48x10	C-484810SC	208	\$478.41
12x12x12	C-121212SC	16	\$44.06
18x12x12	C-181212SC	21	\$59.52
18x18x12	C-181812SC	28	\$79.28
24x12x12	C-241212SC	27	\$72.36
24x18x12	C-241812SC	34	\$128.30
24x24x12	C-242412SC	53	\$140.62
30x30x12	C-303012SC	78	\$262.36

TYPE 1 SCREW COVER BOXES

Enclosure Size HxWxD	Catalog Number	Weight	List Price
36x24x12	C-362412SC	70	\$187.08
36x36x12	C-363612SC	137	\$336.08
48x36x12	C-483612SC	179	\$384.56
48x48x12	C-484812SC	215	\$494.50

Construction: C & I Enclosures Type 1 Screw Cover and Hinge Cover Boxes are fabricated in accordance with U.L. specifications from code gauge steel. Boxes are furnished standard without knockouts to allow the user to punch holes only where needed. Knockouts are available upon request. Hinge cover boxes are provided with hinges on one side and screws on the other.

Finish: C & I Enclosures Type 1 Screw Cover and Hinge Cover Boxes are available in G-90U galvanized steel or an ANSI 61 gray polyester powdercoating inside and out over paint grip galvanized steel.

Suffix Definitions:

SC - Screw Cover

SCP - Screw Cover Painted - Add 5%

SCKO - Screw Cover w/Knock Outs

SCPKO - Screw Cover Painted w/Knock Outs - Add 5%

HC - Hinge Cover - Add 5%

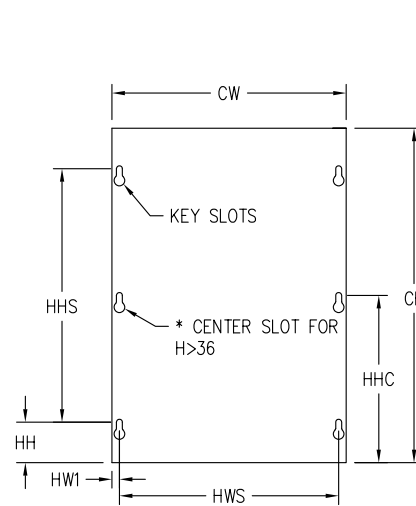
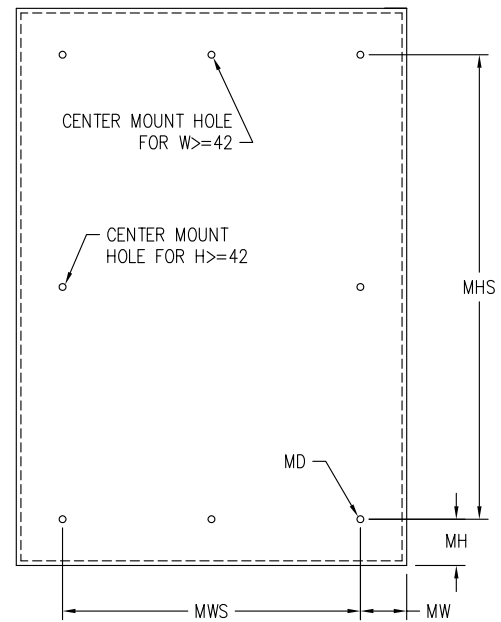


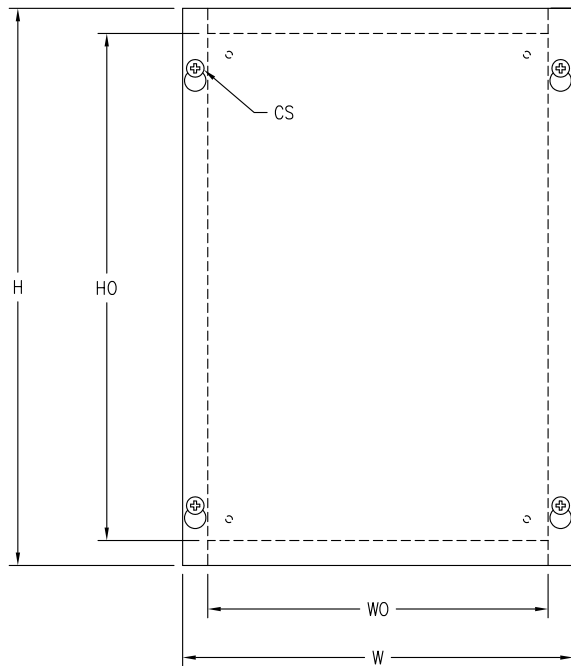
HCP - Hinge Cover Painted - Add 10%

HCKO - Hinge Cover w/Knock Outs - Add 5%

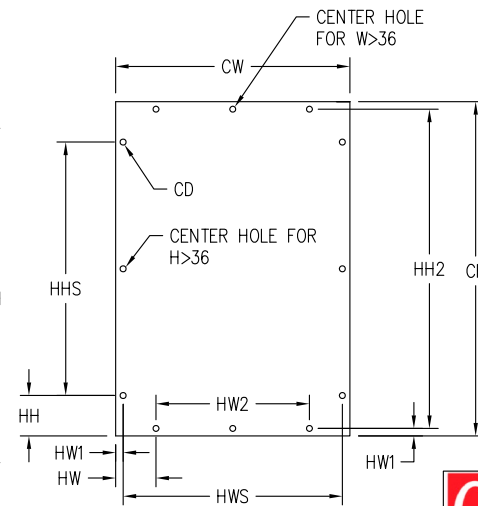
HCPKO - Hinge Cover Painted w/Knock Outs - Add 10%

NOTES

TYPE 1 SCREW COVER BOXES



COVER STYLE "CS1"



COVER STYLE "CS2"

* BOXES WITH $H=6$ OR LESS HAVE 2 SLOTS ONLY CENTERED ON HEIGHT

DRAWING NOT TO SCALE
SOME FEATURES
EXAGGERATED FOR CLARITY



913 Industrial Park Cir.
Bessemer, AL 35022
PHONE: 205.424.4855
FAX: 205.424.4858
www.cienlosures.com



TYPE 1 SCREW COVER BOXES

Part No	Box Dimensions					Mat'l Gauge	Mounting					Cover												Screw Size
							Dia	Location				Cover Style	Height	Width	Holes								Dia	
	MD	MH	MHS	MW	MWS			CH	CW	HH	HHS				HHC	HW1	HWS	HW	HW2	HH2	CD	CS		
							H					W	D	HO									WO	
C-444SC	4.00	4.00	4.00	2.75	2.75	16	0.28	1.00	2.00	1.00	2.00	CS1	3.88	3.88	1.44	1.00	1.94	0.31	3.26	---	---	3.26	---	10-32
C-644SC	6.00	4.00	4.00	4.75	2.75	16	0.28	1.00	4.00	1.00	2.00	CS1	5.88	3.88	1.44	3.00	2.94	0.31	3.26	---	---	5.26	---	10-32
C-664SC	6.00	6.00	4.00	4.75	4.75	16	0.28	1.00	4.00	1.00	4.00	CS1	5.88	5.88	1.44	3.00	2.94	0.31	5.26	---	---	5.26	---	10-32
C-864SC	8.00	6.00	4.00	6.75	4.75	16	0.28	1.00	6.00	1.00	4.00	CS1	7.88	5.88	1.44	5.00	---	0.31	5.26	---	---	7.26	---	10-32
C-884SC	8.00	8.00	4.00	6.75	6.75	16	0.28	1.00	6.00	1.00	6.00	CS1	7.88	7.88	1.44	5.00	---	0.31	7.26	---	---	7.26	---	10-32
C-1064SC	10.00	6.00	4.00	8.75	4.75	16	0.28	1.00	8.00	1.00	4.00	CS1	9.88	5.88	1.44	7.00	---	0.31	5.26	---	---	9.26	---	10-32
C-1084SC	10.00	8.00	4.00	8.75	6.75	16	0.28	1.00	8.00	1.00	6.00	CS1	9.88	7.88	1.44	7.00	---	0.31	7.26	---	---	9.26	---	10-32
C-10104SC	10.00	10.00	4.00	8.75	8.75	16	0.28	1.00	8.00	1.00	8.00	CS1	9.88	9.88	1.44	7.00	---	0.31	9.26	---	---	9.26	---	10-32
C-1264SC	12.00	6.00	4.00	10.75	4.75	16	0.28	1.00	10.00	1.00	4.00	CS1	11.88	5.88	1.44	9.00	---	0.31	5.26	---	---	11.26	---	10-32
C-1284SC	12.00	8.00	4.00	10.75	6.75	16	0.28	1.00	10.00	1.00	6.00	CS1	11.88	7.88	1.44	9.00	---	0.31	7.26	---	---	11.26	---	10-32
C-12104SC	12.00	10.00	4.00	10.75	8.75	16	0.28	1.00	10.00	1.00	8.00	CS1	11.88	9.88	1.44	9.00	---	0.31	9.26	---	---	11.26	---	10-32
C-12124SC	12.00	12.00	4.00	10.75	10.75	16	0.28	1.00	10.00	1.00	10.00	CS1	11.88	11.88	1.44	9.00	---	0.31	11.26	---	---	11.26	---	10-32
C-18124SC	18.00	12.00	4.00	16.75	10.75	16	0.28	1.00	16.00	1.00	10.00	CS1	17.88	11.88	1.44	15.00	---	0.31	11.26	---	---	17.26	---	10-32
C-18154SC	18.00	15.00	4.00	16.75	13.75	16	0.28	1.00	16.00	1.00	13.00	CS1	17.88	14.88	1.44	15.00	---	0.31	14.26	---	---	17.26	---	10-32
C-18184SC	18.00	18.00	4.00	16.75	16.75	16	0.28	1.00	16.00	1.00	16.00	CS1	17.88	17.88	1.44	15.00	---	0.31	17.26	---	---	17.26	---	10-32
C-24124SC	24.00	12.00	4.00	22.75	10.75	16	0.28	1.00	22.00	1.00	10.00	CS1	23.88	11.88	1.44	21.00	---	0.31	11.26	---	---	23.26	---	10-32
C-24184SC	24.00	18.00	4.00	22.75	16.75	16	0.28	1.00	22.00	1.00	16.00	CS1	23.88	17.88	1.44	21.00	---	0.31	17.26	---	---	23.26	---	10-32
C-24244SC	24.00	24.00	4.00	22.75	22.75	14	0.28	1.00	22.00	1.00	22.00	CS1	23.88	23.88	1.44	21.00	---	0.31	23.26	---	---	23.26	---	10-32
C-30244SC	30.00	24.00	4.00	28.75	22.75	14	0.28	1.00	28.00	1.00	22.00	CS1	29.88	23.88	2.94	24.00	---	0.31	23.26	---	---	29.26	---	10-32
C-36244SC	36.00	24.00	4.00	34.75	22.75	14	0.28	1.00	34.00	1.00	22.00	CS1	35.88	23.88	5.94	24.00	---	0.31	23.26	---	---	35.26	---	10-32
C-666SC	6.00	6.00	6.00	4.75	4.75	16	0.28	1.00	4.00	1.00	4.00	CS1	5.88	5.88	1.44	3.00	2.94	0.31	5.26	---	---	5.26	---	10-32
C-866SC	8.00	6.00	6.00	6.75	4.75	16	0.28	1.00	6.00	1.00	4.00	CS1	7.88	5.88	1.44	5.00	---	0.31	5.26	---	---	7.26	---	10-32
C-886SC	8.00	8.00	6.00	6.75	6.75	16	0.28	1.00	6.00	1.00	6.00	CS1	7.88	7.88	1.44	5.00	---	0.31	7.26	---	---	7.26	---	10-32
C-1086SC	10.00	8.00	6.00	8.75	6.75	16	0.28	1.00	8.00	1.00	6.00	CS1	9.88	7.88	1.44	7.00	---	0.31	7.26	---	---	9.26	---	10-32
C-10106SC	10.00	10.00	6.00	8.75	8.75	16	0.28	1.00	8.00	1.00	8.00	CS1	9.88	9.88	1.44	7.00	---	0.31	9.26	---	---	9.26	---	10-32
C-1286SC	12.00	8.00	6.00	10.75	6.75	16	0.28	1.00	10.00	1.00	6.00	CS1	11.88	7.88	1.44	9.00	---	0.31	7.26	---	---	11.26	---	10-32
C-12106SC	12.00	10.00	6.00	10.75	8.75	16	0.28	1.00	10.00	1.00	8.00	CS1	11.88	9.88	1.44	9.00	---	0.31	9.26	---	---	11.26	---	10-32
C-12126SC	12.00	12.00	6.00	10.75	10.75	16	0.28	1.00	10.00	1.00	10.00	CS1	11.88	11.88	1.44	9.00	---	0.31	11.26	---	---	11.26	---	10-32
C-18126SC	18.00	12.00	6.00	16.75	10.75	16	0.28	1.00	16.00	1.00	10.00	CS1	17.88	11.88	1.44	15.00	---	0.31	11.26	---	---	17.26	---	10-32
C-18156SC	18.00	15.00	6.00	16.75	13.75	16	0.28	1.00	16.00	1.00	13.00	CS1	17.88	14.88	1.44	15.00	---	0.31	14.26	---	---	17.26	---	10-32
C-18186SC	18.00	18.00	6.00	16.75	16.75	16	0.28	1.00	16.00	1.00	16.00	CS1	17.88	17.88	1.44	15.00	---	0.31	17.26	---	---	17.26	---	10-32
C-24126SC	24.00	12.00	6.00	22.75	10.75	16	0.28	1.00	22.00	1.00	10.00	CS1	23.88	11.88	1.44	21.00	---	0.31	11.26	---	---	23.26	---	10-32
C-24186SC	24.00	18.00	6.00	22.75	16.75	16	0.28	1.00	22.00	1.00	16.00	CS1	23.88	17.88	1.44	21.00	---	0.31	17.26	---	---	23.26	---	10-32
C-24246SC	24.00	24.00	6.00	22.75	22.75	14	0.28	1.00	22.00	1.00	22.00	CS1	23.88	23.88	1.44	21.00	---	0.31	23.26	---	---	23.26	---	10-32
C-30246SC	30.00	24.00	6.00	28.75	22.75	14	0.28	1.00	28.00	1.00	22.00	CS1	29.88	23.88	2.94	24.00	---	0.31	23.26	---	---	29.26	---	10-32



TYPE 1 SCREW COVER BOXES

Part No	Box Dimensions					Mat'l Gauge	Mounting					Cover											Screw Size	
							Opening		Dia	Location			Cover Style	Height	Width	Holes								Dia
	H	W	D	HO	WO					MD	MH	MHS				MW	MWS	CH	CW	HH	HHS	HHC		
	C-30306SC	30.00	30.00	6.00	28.75		28.75	14	0.28	1.00	28.00	1.00	28.00	CS2	29.88	29.88	2.94	24.00	---	0.31	29.26	2.94		24.00
C-36246SC	36.00	24.00	6.00	34.75	22.75	14	0.28	1.00	34.00	1.00	22.00	CS1	35.88	23.88	5.94	24.00	---	0.31	23.26	---	---	35.26	---	10-32
C-36306SC	36.00	30.00	6.00	34.75	28.75	14	0.28	1.00	34.00	1.00	28.00	CS2	35.88	29.88	5.94	24.00	---	0.31	29.26	2.94	24.00	35.26	0.25	10-32
C-36366SC	36.00	36.00	6.00	34.50	34.50	12	0.44	1.50	33.00	1.50	33.00	CS2	35.88	35.88	5.94	24.00	---	0.31	35.26	5.94	24.00	35.26	0.31	1/4-20
C-48246SC	48.00	24.00	6.00	46.75	22.75	14	0.28	1.00	46.00	1.00	22.00	CS1	47.88	23.88	1.44	45.00	23.94	0.31	23.26	---	---	47.26	---	10-32
C-48366SC	48.00	36.00	6.00	46.50	34.50	12	0.44	1.50	45.00	1.50	33.00	CS2	47.88	35.88	1.44	45.00	23.94	0.31	35.26	5.94	24.00	47.26	0.31	1/4-20
C-48486SC	48.00	48.00	6.00	46.50	46.50	12	0.44	1.50	45.00	1.50	45.00	CS2	47.88	47.88	1.44	45.00	23.94	0.31	47.26	1.44	45.00	47.26	0.31	1/4-20
C-888SC	8.00	8.00	8.00	6.75	6.75	16	0.28	1.00	6.00	1.00	6.00	CS1	7.88	7.88	1.44	5.00	---	0.31	7.26	---	---	7.26	---	10-32
C-10108SC	10.00	10.00	8.00	8.75	8.75	16	0.28	1.00	8.00	1.00	8.00	CS1	9.88	9.88	1.44	7.00	---	0.31	9.26	---	---	9.26	---	10-32
C-12128SC	12.00	12.00	8.00	10.75	10.75	16	0.28	1.00	10.00	1.00	10.00	CS1	11.88	11.88	1.44	9.00	---	0.31	11.26	---	---	11.26	---	10-32
C-18128SC	18.00	12.00	8.00	16.75	10.75	16	0.28	1.00	16.00	1.00	10.00	CS1	17.88	11.88	1.44	15.00	---	0.31	11.26	---	---	17.26	---	10-32
C-18158SC	18.00	15.00	8.00	16.75	13.75	16	0.28	1.00	16.00	1.00	13.00	CS1	17.88	14.88	1.44	15.00	---	0.31	14.26	---	---	17.26	---	10-32
C-18188SC	18.00	18.00	8.00	16.75	16.75	16	0.28	1.00	16.00	1.00	16.00	CS1	17.88	17.88	1.44	15.00	---	0.31	17.26	---	---	17.26	---	10-32
C-24128SC	24.00	12.00	8.00	22.75	10.75	16	0.28	1.00	22.00	1.00	10.00	CS1	23.88	11.88	1.44	21.00	---	0.31	11.26	---	---	23.26	---	10-32
C-24188SC	24.00	18.00	8.00	22.75	16.75	16	0.28	1.00	22.00	1.00	16.00	CS1	23.88	17.88	1.44	21.00	---	0.31	17.26	---	---	23.26	---	10-32
C-24248SC	24.00	24.00	8.00	22.75	22.75	14	0.28	1.00	22.00	1.00	22.00	CS1	23.88	23.88	1.44	21.00	---	0.31	23.26	---	---	23.26	---	10-32
C-30248SC	30.00	24.00	8.00	28.75	22.75	14	0.28	1.00	28.00	1.00	22.00	CS1	29.88	23.88	2.94	24.00	---	0.31	23.26	---	---	29.26	---	10-32
C-30308SC	30.00	30.00	8.00	28.75	28.75	14	0.28	1.00	28.00	1.00	28.00	CS2	29.88	29.88	2.94	24.00	---	0.31	29.26	2.94	24.00	29.26	0.25	10-32
C-36248SC	36.00	24.00	8.00	34.75	22.75	14	0.28	1.00	34.00	1.00	22.00	CS1	35.88	23.88	5.94	24.00	---	0.31	23.26	---	---	35.26	---	10-32
C-36308SC	36.00	30.00	8.00	34.75	28.75	14	0.28	1.00	34.00	1.00	28.00	CS2	35.88	29.88	5.94	24.00	---	0.31	29.26	2.94	24.00	35.26	0.25	10-32
C-36368SC	36.00	36.00	8.00	34.50	34.50	12	0.44	1.50	33.00	1.50	33.00	CS2	35.88	35.88	5.94	24.00	---	0.31	35.26	5.94	24.00	35.26	0.31	1/4-20
C-48248SC	48.00	24.00	8.00	46.75	22.75	14	0.28	1.00	46.00	1.00	22.00	CS1	47.88	23.88	1.44	45.00	23.94	0.31	23.26	---	---	47.26	---	10-32
C-48368SC	48.00	36.00	8.00	46.50	34.50	12	0.44	1.50	45.00	1.50	33.00	CS2	47.88	35.88	1.44	45.00	23.94	0.31	35.26	5.94	24.00	47.26	0.31	1/4-20
C-48488SC	48.00	48.00	8.00	46.50	46.50	12	0.44	1.50	45.00	1.50	45.00	CS2	47.88	47.88	1.44	45.00	23.94	0.31	47.26	1.44	45.00	47.26	0.31	1/4-20
C-121210SC	12.00	12.00	10.00	10.75	10.75	16	0.28	1.00	10.00	1.00	10.00	CS1	11.88	11.88	1.44	9.00	---	0.31	11.26	---	---	11.26	---	10-32
C-181210SC	18.00	12.00	10.00	16.75	10.75	16	0.28	1.00	16.00	1.00	10.00	CS1	17.88	11.88	1.44	15.00	---	0.31	11.26	---	---	17.26	---	10-32
C-181810SC	18.00	18.00	10.00	16.75	16.75	16	0.28	1.00	16.00	1.00	16.00	CS1	17.88	17.88	1.44	15.00	---	0.31	17.26	---	---	17.26	---	10-32
C-241810SC	24.00	18.00	10.00	22.75	16.75	16	0.28	1.00	22.00	1.00	16.00	CS1	23.88	17.88	1.44	21.00	---	0.31	17.26	---	---	23.26	---	10-32
C-242410SC	24.00	24.00	10.00	22.75	22.75	14	0.28	1.00	22.00	1.00	22.00	CS1	23.88	23.88	1.44	21.00	---	0.31	23.26	---	---	23.26	---	10-32
C-302410SC	30.00	24.00	10.00	28.75	22.75	14	0.28	1.00	28.00	1.00	22.00	CS1	29.88	23.88	2.94	24.00	---	0.31	23.26	---	---	29.26	---	10-32
C-303010SC	30.00	30.00	10.00	28.75	28.75	14	0.28	1.00	28.00	1.00	28.00	CS2	29.88	29.88	2.94	24.00	---	0.31	29.26	2.94	24.00	29.26	0.25	10-32
C-362410SC	36.00	24.00	10.00	34.75	22.75	14	0.28	1.00	34.00	1.00	22.00	CS1	35.88	23.88	5.94	24.00	---	0.31	23.26	---	---	35.26	---	10-32
C-363010SC	36.00	30.00	10.00	34.75	28.75	14	0.28	1.00	34.00	1.00	28.00	CS2	35.88	29.88	5.94	24.00	---	0.31	29.26	2.94	24.00	35.26	0.25	10-32
C-363610SC	36.00	36.00	10.00	34.50	34.50	12	0.44	1.50	33.00	1.50	33.00	CS2	35.88	35.88	5.94	24.00	---	0.31	35.26	5.94	24.00	35.26	0.31	1/4-20
C-483610SC	48.00	36.00	10.00	46.50	34.50	12	0.44	1.50	45.00	1.50	33.00	CS2	47.88	35.88	1.44	45.00	23.94	0.31	35.26	5.94	24.00	47.26	0.31	1/4-20



TYPE 1 SCREW COVER BOXES

Part No	Box Dimensions					Mat'l Gauge	Mounting					Cover											Screw Size					
				Opening			Dia	Location				Cover Style	Height	Width	Holes									Dia				
	H	W	D	HO	WO			MD	MH	MHS	MW				MWS	CH	CW	HH	HHS	HHC	HW1	HWS			HW	HW2	HH2	CD
C-484810SC	48.00	48.00	10.00	46.50	46.50	12	0.44	1.50	45.00	1.50	45.00	CS2	47.88	47.88	1.44	45.00	23.94	0.31	47.26	1.44	45.00	47.26	0.31	1/4-20				
C-121212SC	12.00	12.00	12.00	10.75	10.75	16	0.28	1.00	10.00	1.00	10.00	CS1	11.88	11.88	1.44	9.00	---	0.31	11.26	---	---	11.26	---	10-32				
C-181212SC	18.00	12.00	12.00	16.75	10.75	16	0.28	1.00	16.00	1.00	10.00	CS1	17.88	11.88	1.44	15.00	---	0.31	11.26	---	---	17.26	---	10-32				
C-181812SC	18.00	18.00	12.00	16.75	16.75	16	0.28	1.00	16.00	1.00	16.00	CS1	17.88	17.88	1.44	15.00	---	0.31	17.26	---	---	17.26	---	10-32				
C-241212SC	24.00	12.00	12.00	22.75	10.75	16	0.28	1.00	22.00	1.00	10.00	CS1	23.88	11.88	1.44	21.00	---	0.31	11.26	---	---	23.26	---	10-32				
C-241812SC	24.00	18.00	12.00	22.75	16.75	16	0.28	1.00	22.00	1.00	16.00	CS1	23.88	17.88	1.44	21.00	---	0.31	17.26	---	---	23.26	---	10-32				
C-242412SC	24.00	24.00	12.00	22.75	22.75	14	0.28	1.00	22.00	1.00	22.00	CS1	23.88	23.88	1.44	21.00	---	0.31	23.26	---	---	23.26	---	10-32				
C-303012SC	30.00	30.00	12.00	28.75	28.75	14	0.28	1.00	28.00	1.00	28.00	CS2	29.88	29.88	2.94	24.00	---	0.31	29.26	2.94	24.00	29.26	0.25	10-32				
C-362412SC	36.00	24.00	12.00	34.75	22.75	14	0.28	1.00	34.00	1.00	22.00	CS1	35.88	23.88	5.94	24.00	---	0.31	23.26	---	---	35.26	---	10-32				
C-363612SC	36.00	36.00	12.00	34.50	34.50	12	0.44	1.50	33.00	1.50	33.00	CS2	35.88	35.88	5.94	24.00	---	0.31	35.26	5.94	24.00	35.26	0.31	1/4-20				
C-483612SC	48.00	36.00	12.00	46.50	34.50	12	0.44	1.50	45.00	1.50	33.00	CS2	47.88	35.88	1.44	45.00	23.94	0.31	35.26	5.94	24.00	47.26	0.31	1/4-20				
C-484812SC	48.00	48.00	12.00	46.50	46.50	12	0.44	1.50	45.00	1.50	45.00	CS2	47.88	47.88	1.44	45.00	23.94	0.31	47.26	1.44	45.00	47.26	0.31	1/4-20				